




# PSSA-0.5G2G-100

## 100W CW SS Amplifier

### Solid State Power RF Amplifier

The PSSA-0.5G2G-100 is a Solid State 100W (CW) RF Amplifier which covers frequency range from 0.5GHz to 2GHz. This amplifier can achieve high efficiency operation with proven reliability as is designed with the robust engineering and employment of the most advanced devices and components. The amplifier comes with 1 year warranty.



Parameter	Specification
<b>Electrical</b>	
Frequency Range	0.5-2GHz
Output Power	100W CW, 80W @ P1dB min.
Internal Protection	Up to 0dBm with no damage
Gain @ rated power	50dB min.
Gain Adjustment	0 to 30dB
Input /Output Impedance	50 ohms(VSWR 2.0:1)
RF Input / Output Connectors	Type N Female
Modulation	AM / FM / Pulse
Spurious	-50dBc
Harmonics	-15dBc Typical @ P1dB
Prime Power	115Vac or 220Vac +/-10%, 50/60 Hz, Single Phase, 3 wires
<b>Mechanical</b>	
Configuration	Racks mounts 19"W x 26.13"D x 10.5"H
Cooling System	Air cooled ,self contained
Shock	MIL-STD-810C, method 516.2
Vibration	MIL-STD-810C, method 514.2
Temperature	0° to 40°C
Non-operating temp	0° to 60°C
Humidity	95% without condensation
Altitude	10, 000 feet

*THESE SPECIFICATIONS ARE SUBJECT TO CHANGE WITHOUT NOTICE.*



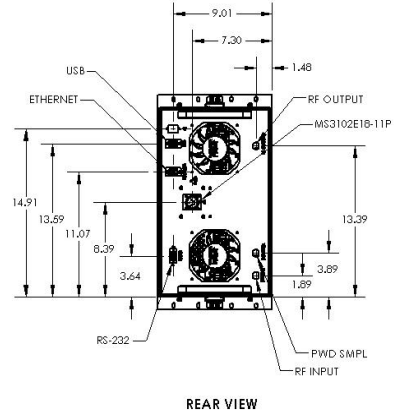
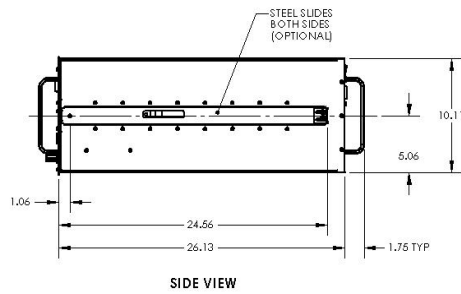
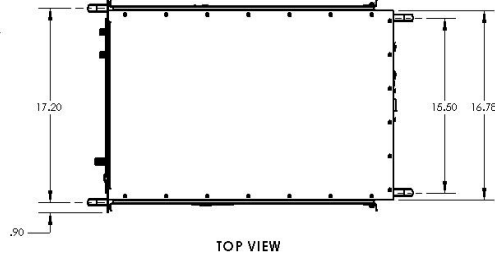
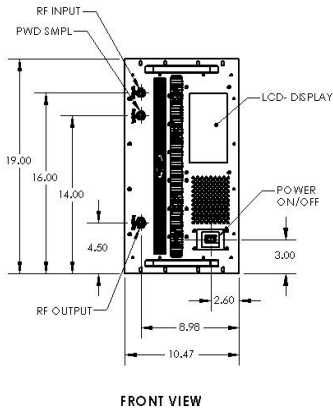
## **Features [Build-in]**

- VSWR Protection with Power Fold back when VSWR is greater than 3:1.
- RS 232 & Ethernet Remote Control.
- Gain Control.
- Leveling Control [ALC].
- Internal Pre-Amp.
- RF Input / Output Connectors on the Front Panel.
- Standby/RF\_ON, Elapsed Time Metering in hours.
- Color TFT Touch screen Display with Front Panel Controls and Indicators.

## **OPTIONS**

- 001 VSWR Protection against any output mismatch greater than 6:1; will operate without damage or oscillation against any magnitude and phase of source and load impedance.
- 002 Alternate Prime Power (specify at time of order).
- 003 Pin-Diode Pulse Modulation.
- 004 Forward RF Sample Port Type N Female -50dBc nominal on the Front or Rear Panel.
- 005 Reflected RF Sample Port Type N Female -50dBc nominal on the Front or Rear Panel.
- 006 RF Input / Output Connectors on the Front /Rear Panel (Specify front or rear at time of order).
- 007 Gain Equalizer.
- 008 Input Power Limiter.
- 009 RF Safety Interlock, type BNC Connector.
- 010 Slides for Rack mount.

***THESE SPECIFICATIONS ARE SUBJECT TO CHANGE WITHOUT NOTICE.***



**PowerMax Innovation, Inc.**  
 1243 Reamwood Ave., Sunnyvale,  
 CA 94089 USA  
 Tel.: (408) 541-0888  
 Fax.: (408) 541-1886  
 E-Mail: [sales@pmaxii.com](mailto:sales@pmaxii.com)  
 Web: [www.pmaxii.com](http://www.pmaxii.com)

*THESE SPECIFICATIONS ARE SUBJECT TO CHANGE WITHOUT NOTICE.*